

ESTABLISHED IN  
**1965**

CELEBRATING  
**60**  
BRISTOL COMMUNITY COLLEGE  
1965-2025

### BRISTOL'S ANNUAL TUITION & FEES

2025-26 tuition & fees compared to local 4-year institutions.  
(Based on academic year full-time enrollment or 24 credits)

BRISTOL'S ANNUAL TUITION & FEES	<b>\$5,952</b>
BRIDGEWATER STATE UNIVERSITY	<b>\$12,194</b>
UMASS DARTMOUTH	<b>\$16,233</b>

### GROSS IMPACT IN BRISTOL COUNTY \$160.6 MILLION

Every \$1 spent locally by Bristol Community College and its students generates an additional \$0.64 in the local economy, for a total economic impact of \$1.64.

**16:1**  
STUDENT TO FACULTY RATIO  
Fall 2024



**117**

### DEGREE & CERTIFICATE PROGRAMS

Programs cover a broad range of academic and career-focused subjects, from art and design to veterinary healthcare.

**80+**  
TRANSFER AGREEMENTS

### BRISTOL'S SERVICE AREA


Covering 20 cities and towns across southeastern Massachusetts



**5** LOCATIONS + ONLINE



- Attleboro
- Fall River
- New Bedford
- Taunton
- NOWI
- Anywhere with WiFi



**3.2** MEGAWATTS

Electricity generated annually by our rooftop and parking canopy solar arrays

**40** ELECTRIC VEHICLE CHARGING SPACES



**7** NJCAA PROGRAMS

- BASKETBALL (M/W)
- CROSS COUNTRY (M/W)
- SOCCER (M/W)
- VOLLEYBALL (W)

### OPEN EDUCATIONAL RESOURCES (OER)

**15,452** **2,978**

No-cost course registrations

Fiscal 2025  
July 1, 2024 - June 30, 2025

Low-cost course registrations

Bristol Community College is an Affirmative Action/Equal Employment Opportunity Employer and does not discriminate on the basis of race, sex, gender identity, color, national origin, sexual orientation, genetic information, religion, age, veteran status or disability under state or federal law in any aspect of employment, admissions, access or treatment of its programs and activities.



# BRISTOL COMMUNITY COLLEGE

# 2025 FACT SHEET

Since its establishment in 1965, Bristol Community College has been guided by core values rooted in student success and lifelong learning. For 60 years, the college has served as a leading center for education and workforce development across the region, with locations in Attleboro, Fall River, New Bedford, Taunton and online.

Bristol works closely with businesses, industries, K-12 schools, higher education partners, and community organizations to ensure its credit and noncredit programs remain aligned with regional workforce and academic needs. The college offers a broad range of career and transfer pathways and flexible online options that prepare students for employment or successful transfer to four-year institutions.

Bristol's Business Solutions & Partnerships division delivers customized workforce training to support regional employers, while the National Offshore Wind Institute (NOWI) provides globally recognized training and certifications for the offshore wind, maritime, and related industries.

Committed to equity and access, Bristol offers comprehensive student support services designed to remove barriers and promote achievement. As one of the region's largest employers, the college fosters an inclusive environment that values diverse cultures, perspectives, and abilities.

On March 3, 2025, Sedgwick L. Harris, Ed.D., became Bristol's fifth president, bringing more than 25 years of distinguished higher education leadership to the institution.

BristolCC.edu



Bristol Community College is accredited by the New England Commission of Higher Education.



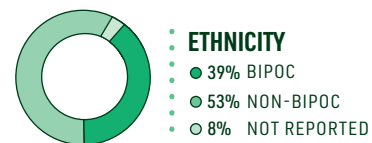
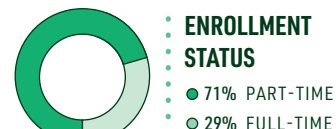
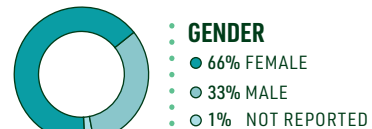
## ENROLLMENT

### FALL 2025 SNAPSHOT

**8,010** Students enrolled in Fall 2025 at Bristol, which translated to a full-time equivalent (FTE)\* of 4,728.7.

### AVERAGE AGE

27.3



**10,429** Total unduplicated headcount in FY25


**16%** increase from FY24

\* Enrollment is often measured by full-time equivalent (FTE). The FTE calculation is based on the sum of credits carried by all students divided by 15.

**#4** Ranking by enrollment among the 15 Massachusetts community colleges for Fall 2024; Bristol consistently ranks as one of the largest in the commonwealth's system.

**36** Number of area high schools participating in college access programs for Fall 2025

**\$123K** Emergency CARE funds helped 311 students



Basic Needs served 6,114 families, 17,679 individuals. 125,131 pounds of produce were distributed by Bristol's Mobile Food Market.

125,131 LBS

## SUCCESS INDICATORS




**79%**

2025 graduates are continuing their education



**96%**

2025 graduates are likely to recommend Bristol to others



**894**

Degrees and certificates awarded in FY25



**67%**

2025 graduates are employed

**49.7%**

Fall 2024 to Fall 2025 Retention rates of first-time, part-time students

**60.9%**

Fall 2024 to Fall 2025 Retention rates of first-time, full-time students

## STUDENT ENGAGEMENT

The Community College Survey of Student Engagement (CCSSE) provides Bristol with eligible students useful insights into the college's student population. In Spring 2025, 778 (12%) students completed the survey.

We learned that many of our students are highly engaged in communicating with their instructors, completing course assignments and preparing for class. Students also reported that Bristol is providing the financial support they need to afford their education. This survey also collected valuable information about the frequency, satisfaction and importance of various college services.

### ASPECTS OF HIGH ENGAGEMENT

**62.5%** of our current students wrote 5 or more papers.

**81.7%** report Bristol provides the financial support they need to afford their education.

**71.7%** have engaged in academic advising or planning 2 or more times.

## DATA ANALYTICS

Bristol's Student Success and Achievement dashboards ensure that Bristol data are accessible to the college community, balanced with security and governance. Strategic Analytics provides various forms of data to ensure that everyone at the college is empowered to make decisions that align with Bristol's goals and objectives.

To learn more, visit: [BristolCC.edu/StudentSuccessAndAchievement](https://BristolCC.edu/StudentSuccessAndAchievement)

## COMMUNITY COLLEGE VALUE

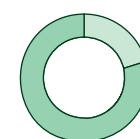
### AY 24-25 | DEGREE-SEEKING STUDENTS

**\$47.9M**

Federal, state and local financial aid disbursed



60% DEGREE-SEEKING STUDENTS RECEIVED PELL GRANTS



20% OF STUDENTS RECEIVED LOANS

**58%**

New incoming students graduate without debt\*

\* Federal, state and private loans that were borrowed by the student while enrolled at Bristol (Fall 2018 Cohort)

**\$394K**

Total scholarship funds from the Bristol Foundation

**269**

Scholarships awarded from the Bristol Foundation

## FREE COLLEGE

### A BOLD INVESTMENT IN MASSACHUSETTS' FUTURE

The Commonwealth of Massachusetts continued to offer free community college through the MassEducate and MassReconnect programs. All eligible Massachusetts residents, regardless of age, who have not yet earned a bachelor's degree are able to earn a degree, tuition free.

For more details, visit : [BristolCC.edu/FreeCollege](https://BristolCC.edu/FreeCollege)

**FREE COLLEGE**

**5,432**

Students received Free Community College funding in FY25

**\$12.7M**

Free Community College funding awarded to Bristol students in FY25

## STUDENT LEADERSHIP

**7**

Elected members in leadership of Student Senate

1 Elected Student Trustee  
5 Hired Student Ambassadors

## ECONOMIC CONTRIBUTIONS



**2,099**

Learners participated in Economic & Business Development courses in FY25

Under Economic and Business Development, students engaged with Adult Education programs (e.g. HiSET, GED, and ESOL and transition-to-college bridge programs). In addition, Business Solutions and Partnerships and the National Offshore Wind Institute, continued to offer customized training, professional development, and workforce development courses.

**\$10.4M**

Total funding from 35 grants through the Office of Grant Development in FY25

These grants were awarded from private, state and federal sources and were submitted by departments across the college, including Academic Affairs, Student Services & Enrollment Management and Economic & Business Development.

## CREDIT FOR PRIOR LEARNING

### BY EXAM:

**539**

Credits given by exam AY 24-25

### BY CREDENTIAL:

**109**

Credits given by credential AY 24-25

## TRANSFER SERVICES

**623**

Total students who transferred in 2024

**52**

Average credits transferred in 2024

### TOP TRANSFER INSTITUTIONS:



#### 4-YEAR PUBLIC

- 1 UMASS Dartmouth
- 2 Bridgewater State University
- 3 UMASS Boston

#### 4-YEAR PRIVATE

- 1 Southern New Hampshire University
- 2 New England Institute of Technology
- 3 Massachusetts College of Pharmacy and Health Sciences